

문헌조	
원	2
원01p	3
원02p	4
원03p	5
원04p	6
원05p	7
원06p	8
원07p	9
원08p	10
원09p	11
원10p	12
원11p	13
원12p	14
원13p	15
원14p	16
원15p	17
원16p	18
원17p	19
원18p	20
원19p	21
원20p	

www.wjind.com



WONJIN
INDUSTRY CO.

WONJIN INDUSTRY CO.

Since 1997

WONJIN believes that quality is not an option but a necessity.
That is our promise about you.

Contents

- 03 Company Introduce & History
- 04 Company Information
- 05 Certificate & Patents
- 06 Products : Die-Casting Cooler
- 16 Products : Die-Casting Parts
- 18 Products : Special Brazing



Company Introduce

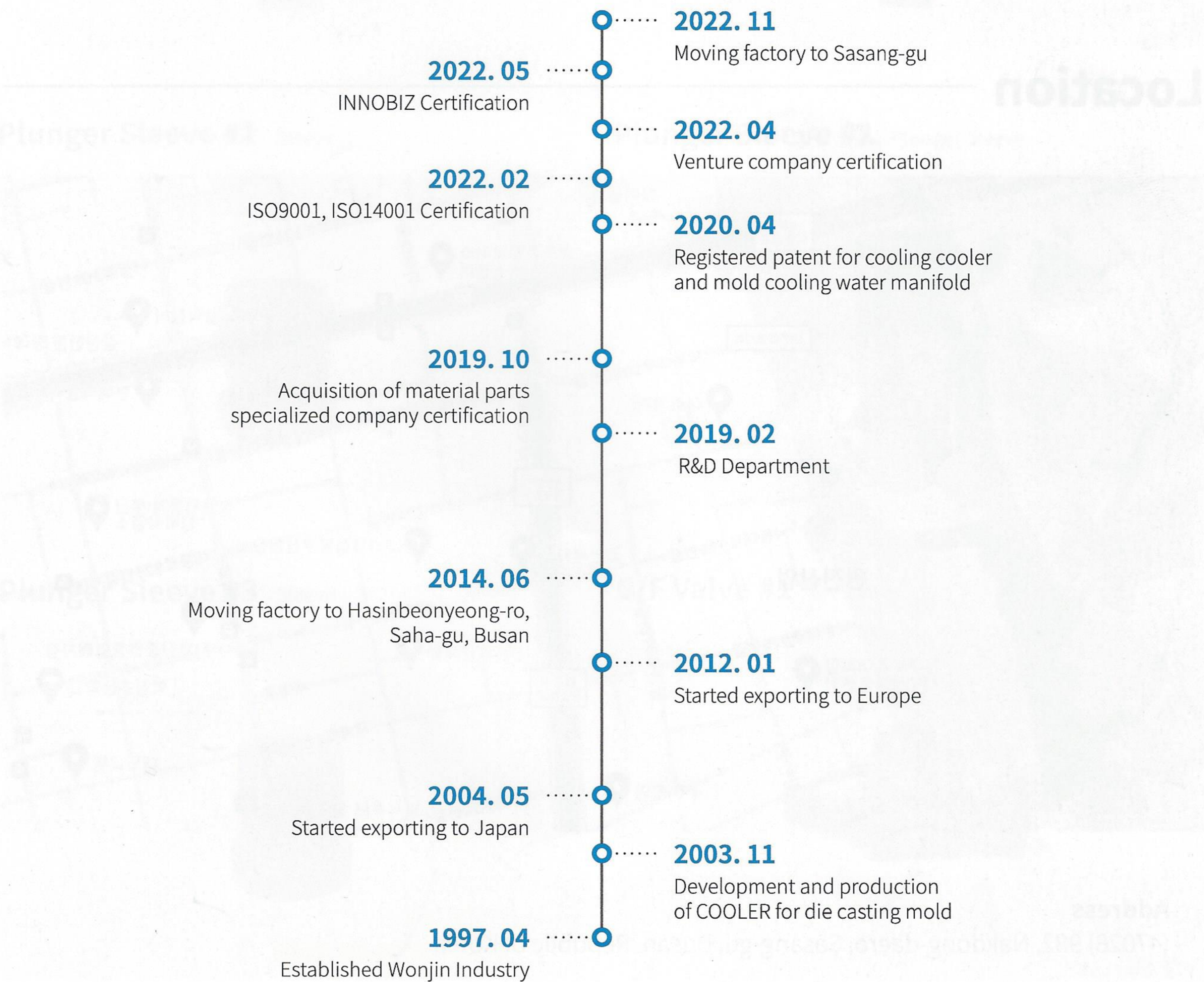
Welcome to WONJIN Industry Co.

Since its establishment in 1997, Wonjin Industrial has specialized in manufacturing coolers for die-casting molds based on decades of accumulated technology through a spirit of constant challenge. With thorough quality control and the best R&D capabilities, we have obtained product patents and ISO9001,4001 certification, established a department dedicated to R&D to improve existing processes, improve product functions, and develop new products.

As a result, we provide high-quality products to our customers at reasonable prices to secure global competitiveness and deliver them not only to Japan, France, Germany, Italy, and Spain, but also to 12 countries.

Wonjin Industrial will continue to provide advanced services with an active will to pursue new challenges and creation with high quality and customer satisfaction as the top priority.

History



Company Information

Company Name

Wonjin Industry Co.

CEO

GYUCHAN, SEOL

Establishment Date

April 1997

Bussiness Field

Cooler, Manifold, Core Pin, Special Brazing

Business License Number

622-01-24774

Tel

+82-51-327-5988

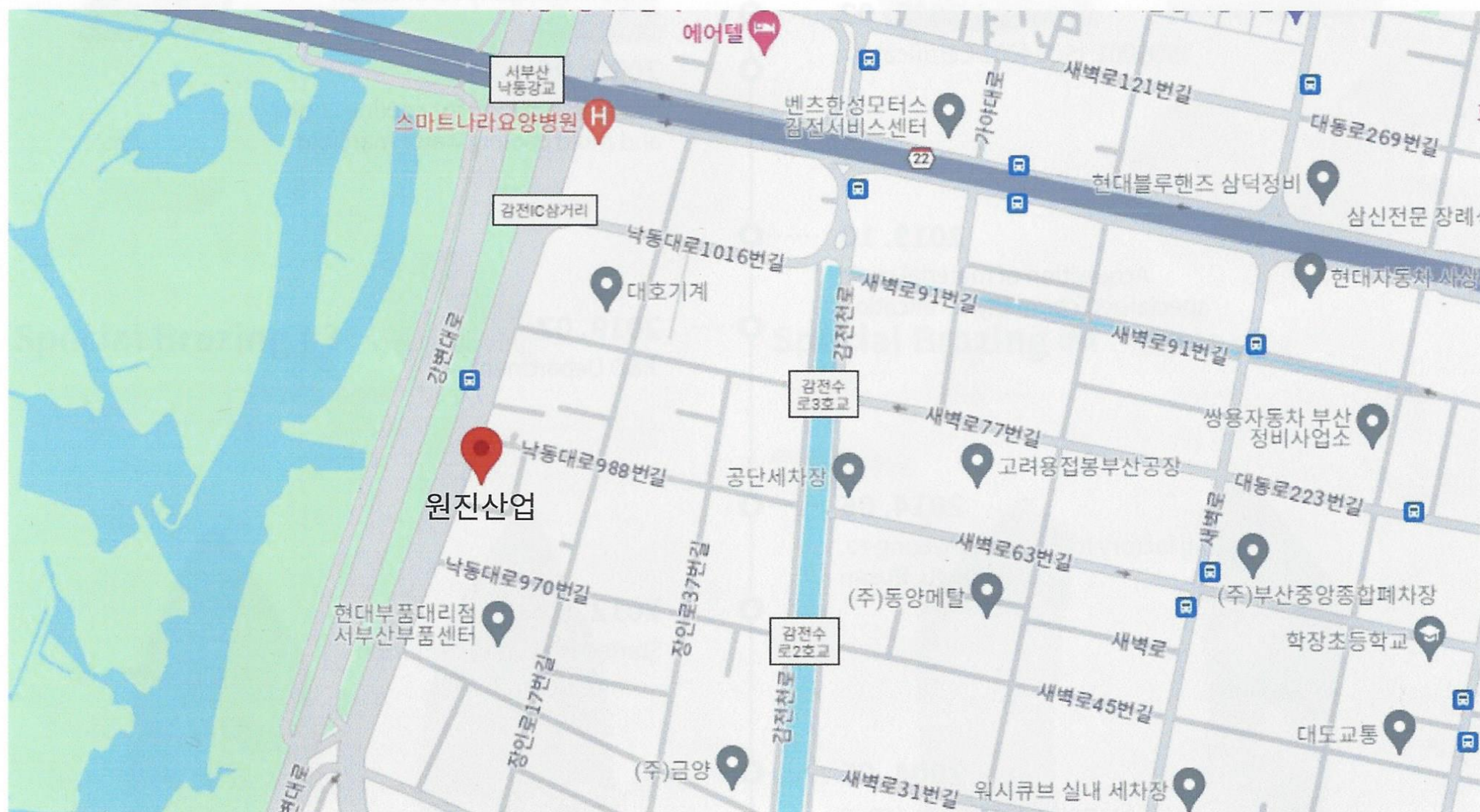
Fax

+82-51-327-5987

Email

wjind5988@naver.com

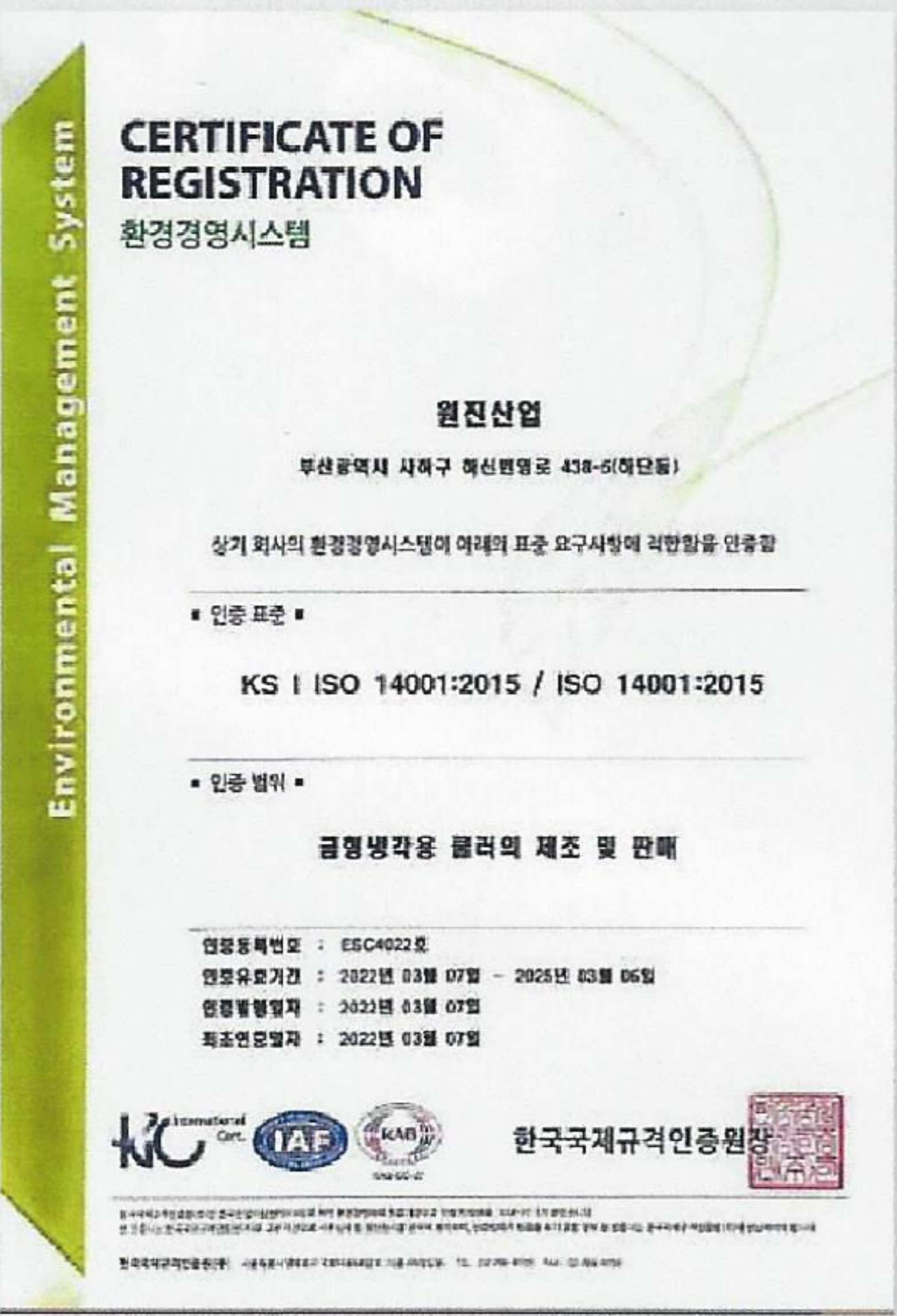
Location



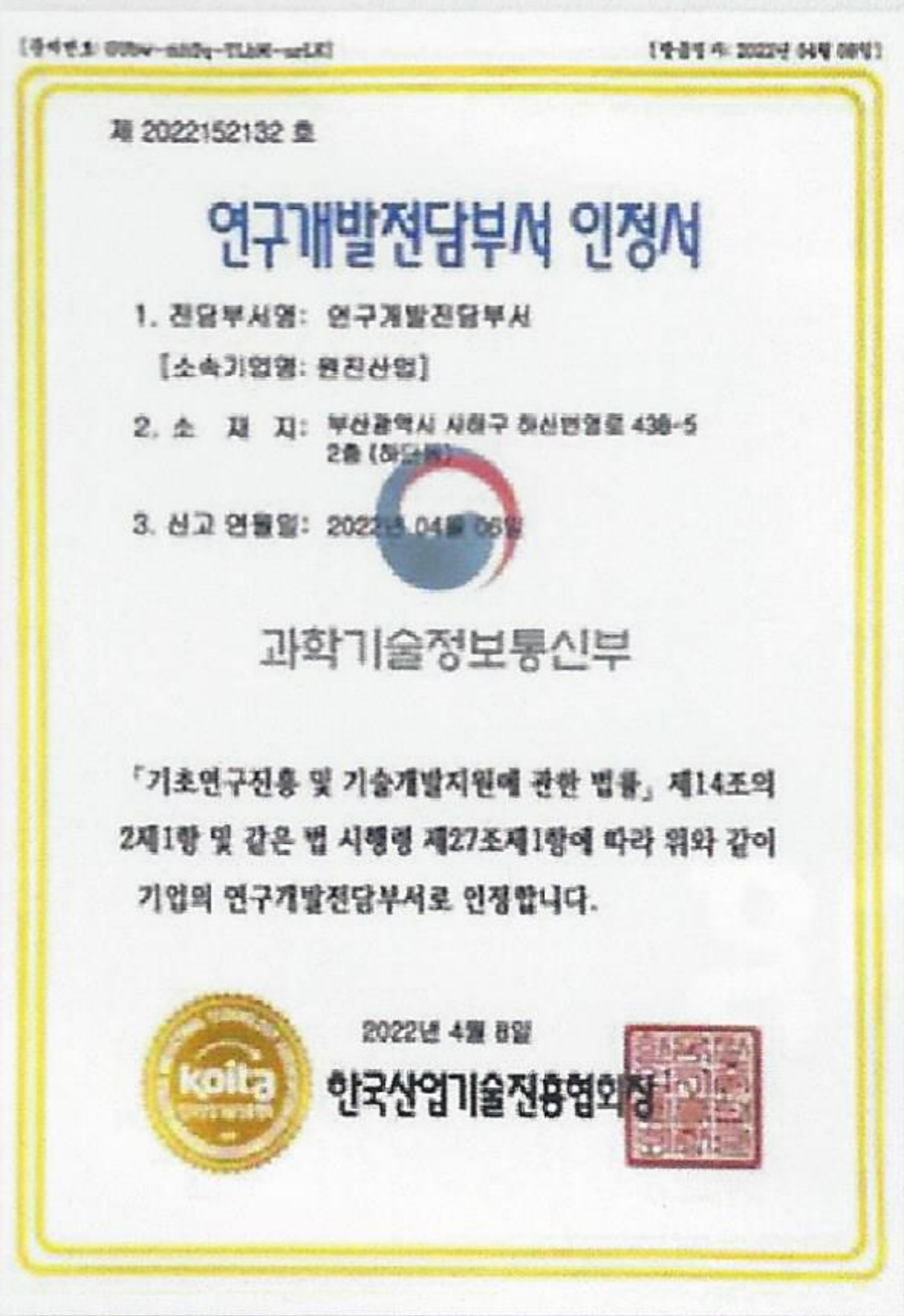
Address

(47028) 982, Nakdong-daero, Sasang-gu, Busan, Republic of Korea

Certificate & Patents



Coolant manifold patent for molds
May 2020



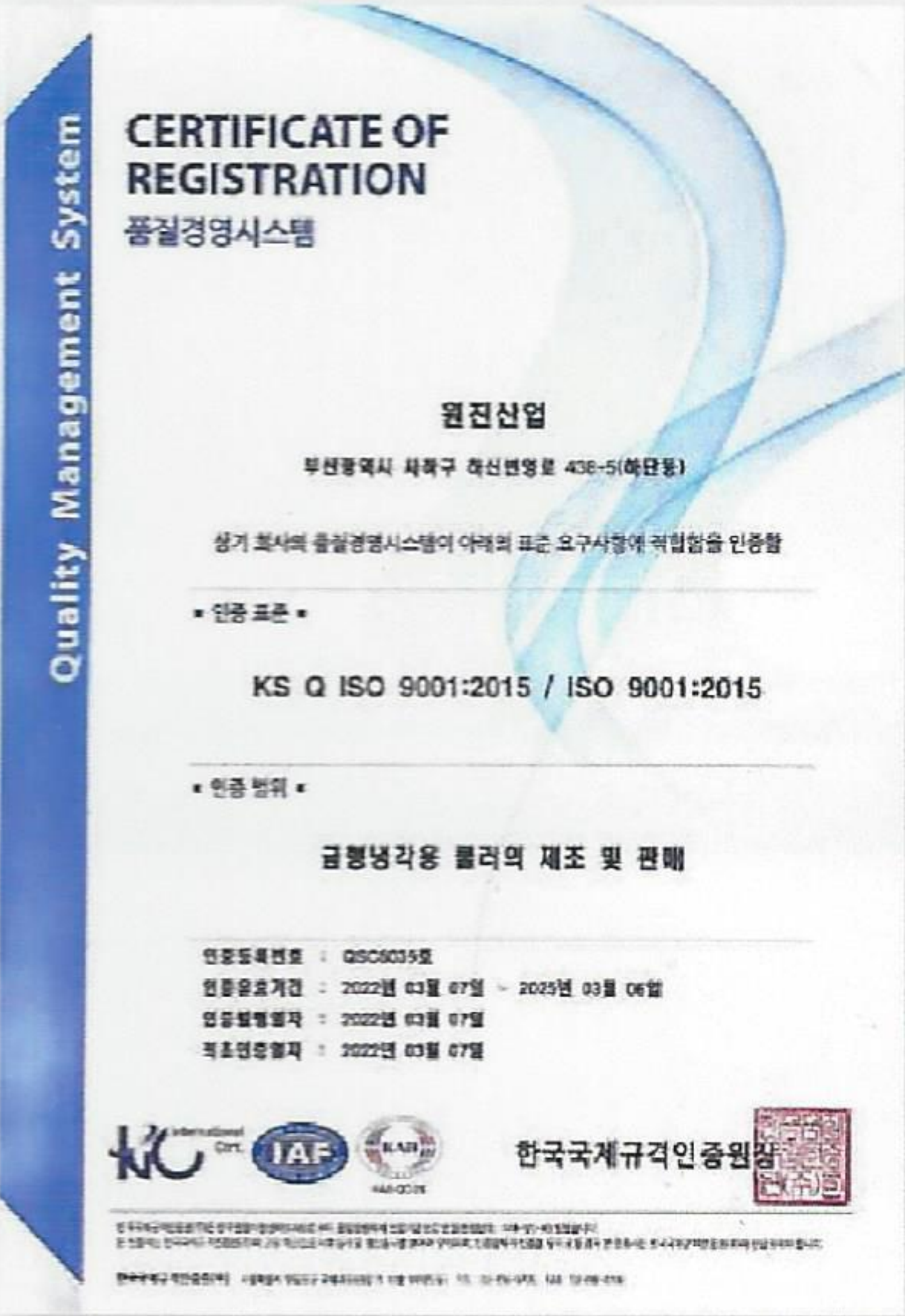
Recognition letter of the R&D department
April 2022



ISO 9001 Quality Management System
February 2023




ISO 14001 Environmental Management System
February 2023



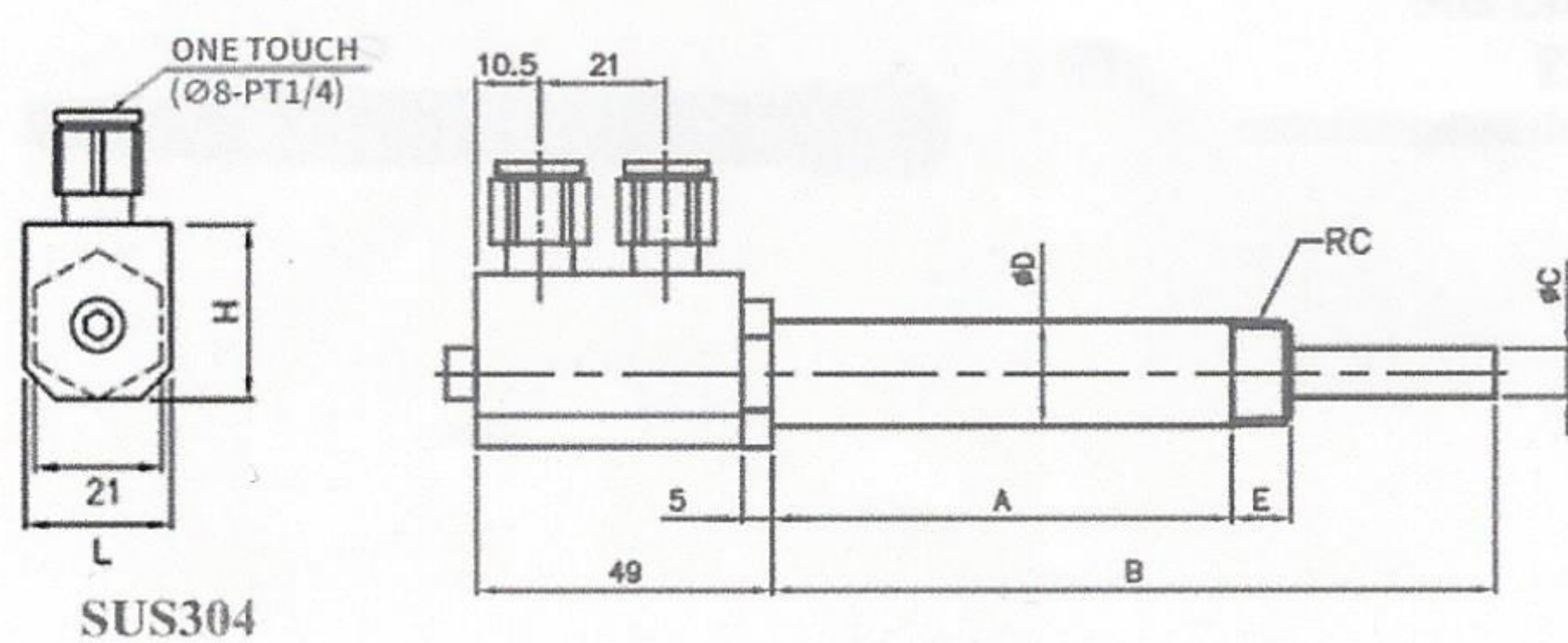
Cooling Cooler Patent for Die Casting Mold Die
February 2023

Die-Casting Cooler

WJ-01-RC Cooler Screw



PRODUCT DRAWING




SPECIFICATION

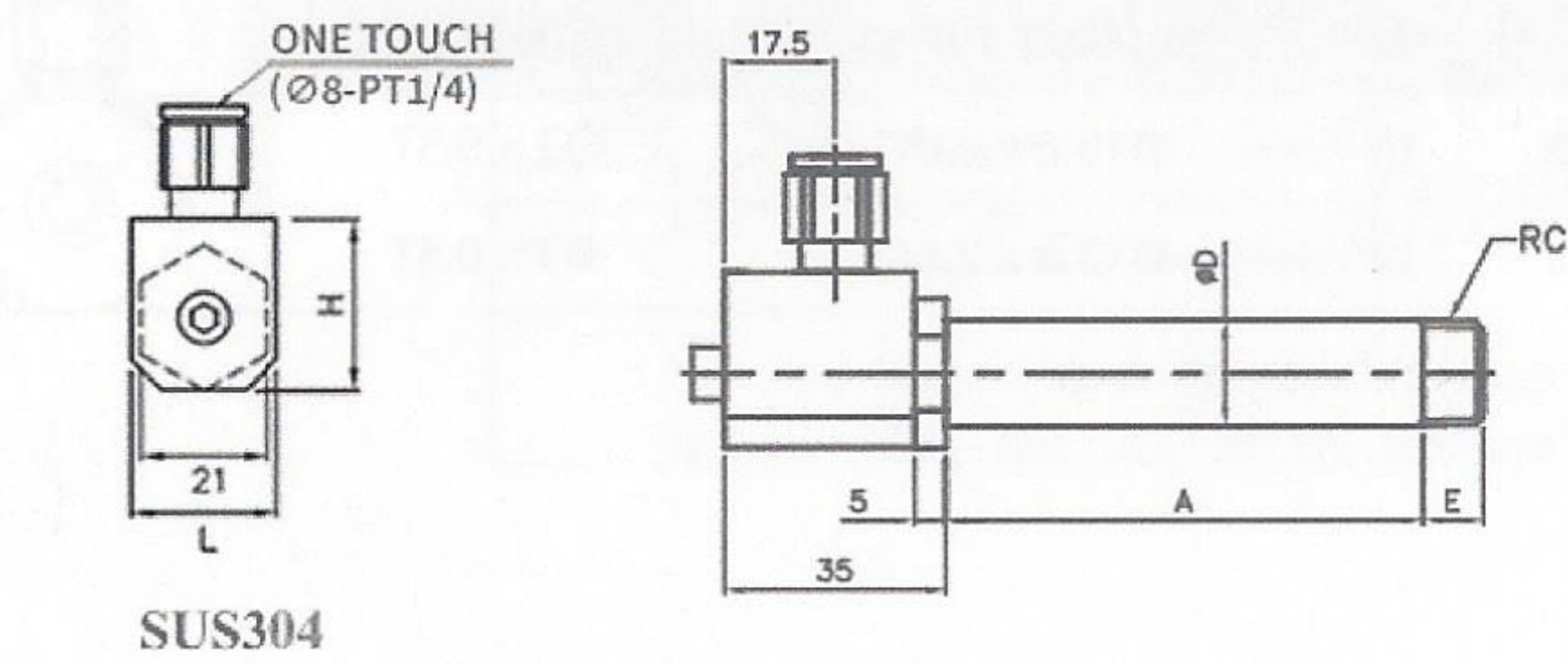
RC	E	D (OUT PIPE)	C (IN PIPE)	L	H
PT1/8	10	Ø10.0 x 2.0T	Ø5 x 0.5T	24	28.5
PT1/4	12	Ø13.8 x 2.6T	Ø5 x 0.5T	24	28.5
PT3/8	15	Ø17.3 x 2.9T	Ø8 x 0.5T	24	28.5
PT1/2	15	Ø21.7 x 2.8T	Ø8 x 0.5T	28	35.0

- Order Code : WJ - 01 - RC - A - B
 - Order Example : WJ - 01 - 3/8 - 100 - 150

WJ-02-RC Cooler Screw



PRODUCT DRAWING




SPECIFICATION

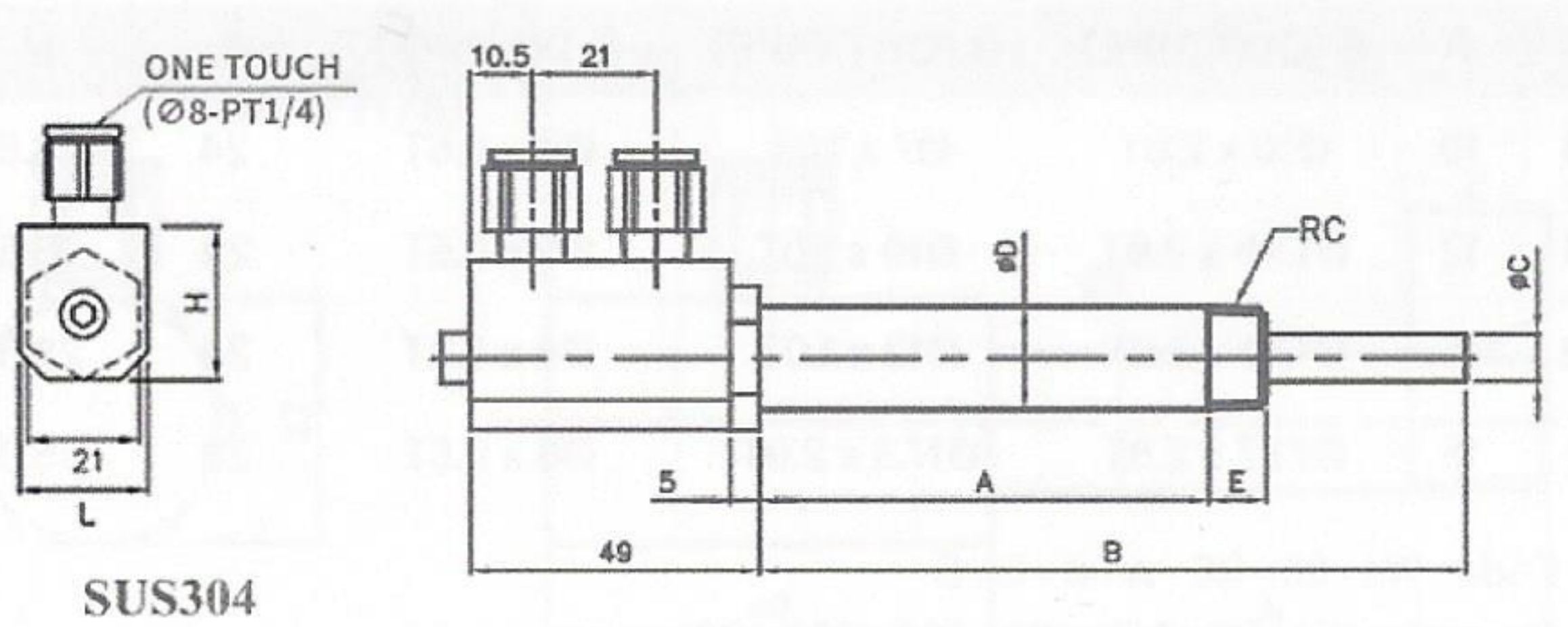
RC	E	D (OUT PIPE)	L	H
PT1/8	10	Ø10.0 x 2.0T	24	28.5
PT1/4	12	Ø13.8 x 2.6T	24	28.5
PT3/8	15	Ø17.3 x 2.9T	24	28.5
PT1/2	15	Ø21.7 x 2.8T	28	35.0

- Order Code : WJ - 02 - RC - A
- Order Example : WJ - 02 - 3/8 - 100 - 100

WJ-03-RC Cooler Screw IN PIPE BRAZING TYPE



PRODUCT DRAWING




SPECIFICATION

RC	E	D (OUT PIPE)	C (IN PIPE)	L	H
PT1/8	10	Ø10.0 x 2.0T	Ø5 x 0.5T	24	28.5
PT1/4	12	Ø13.8 x 2.6T	Ø5 x 0.5T	24	28.5
PT3/8	15	Ø17.3 x 2.9T	Ø8 x 0.5T	24	28.5
PT1/2	15	Ø21.7 x 2.8T	Ø8 x 0.5T	28	35.0

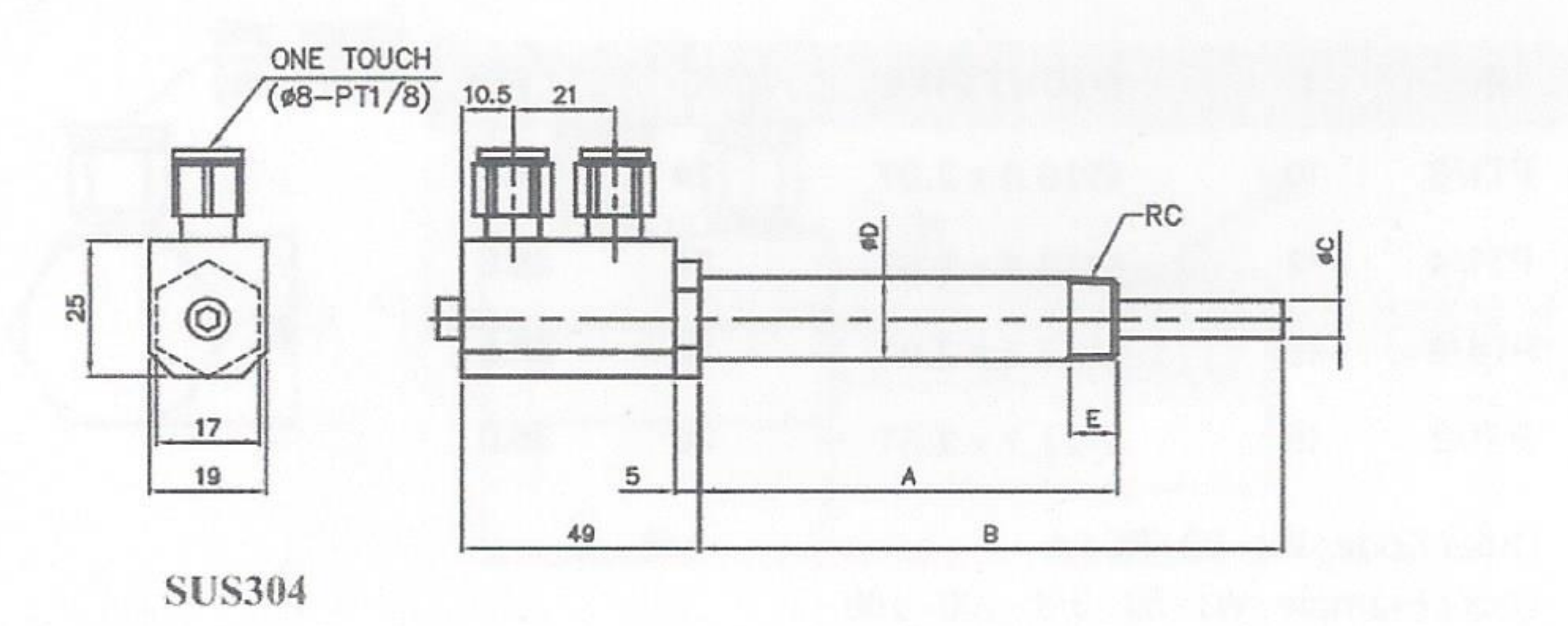
- Order Code : WJ - 03 - RC - A - B
- Order Example : WJ - 03 - 3/8 - 100 - 150

IN PIPE BRAZING TYPE

WJ-05-RC Cooler Screw



PRODUCT DRAWING




SPECIFICATION

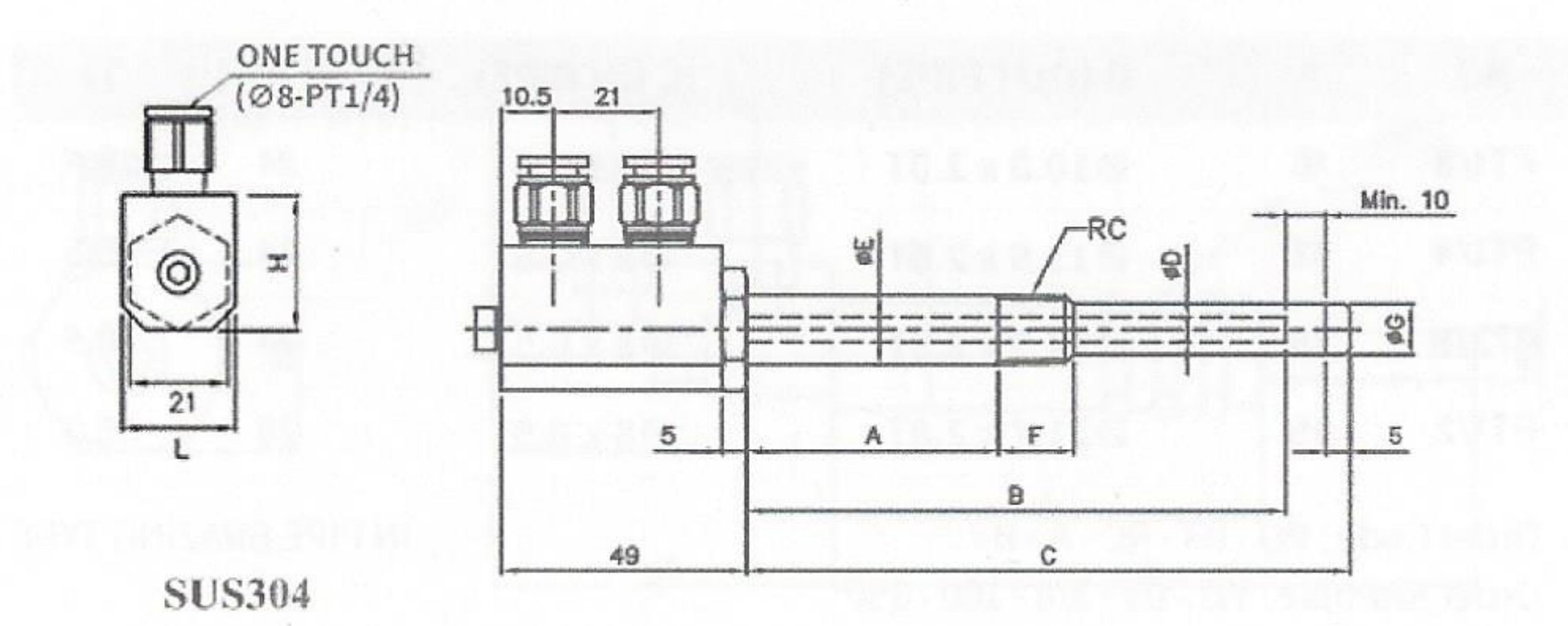
RC	E	D (OUT PIPE)	C (IN PIPE)
PT1/8	10	Ø10.0 x 2.0T	Ø3 x 0.5T
PT1/4	12	Ø13.8 x 2.6T	Ø3 x 0.5T

- Order Code : WJ - 05 - RC - A - B
- Order Example : WJ - 05 - 1/8 - 100 - 150

WJ-06-RC Cooler Screw



PRODUCT DRAWING

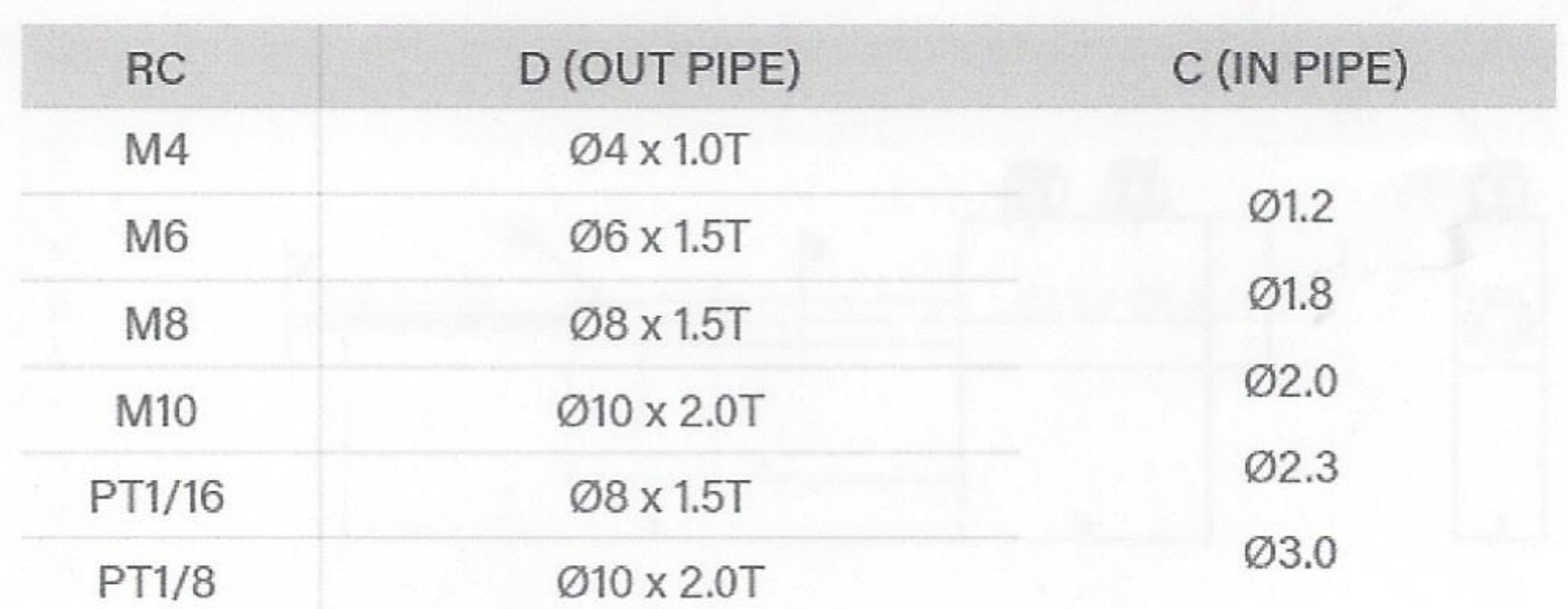


SPECIFICATION

RC	F	E (OUT PIPE)	G (OUT PIPE)	D (IN PIPE)	L	H
PT1/8	10	Ø10 x 2.0T	Ø7 x 1.0T	Ø4 x 0.5T	24	28.5
PT1/4	12	Ø13.8 x 2.6T	Ø10 x 1.5T	Ø5 x 0.5T	24	28.5
PT3/8	15	Ø17.3 x 2.9T	Ø12 x 1.0T	Ø8 x 0.5T	24	28.5
PT1/2	15	Ø21.7 x 2.8T	Ø17.3 x 2.9T	Ø8 x 0.5T	28	35.0


- Order Code : WJ - 06 - RC - A - B - C - D
- Order Example : WJ - 06 - 3/8 - 100 - 200 - 220 - Ø8

SPECIFICATION

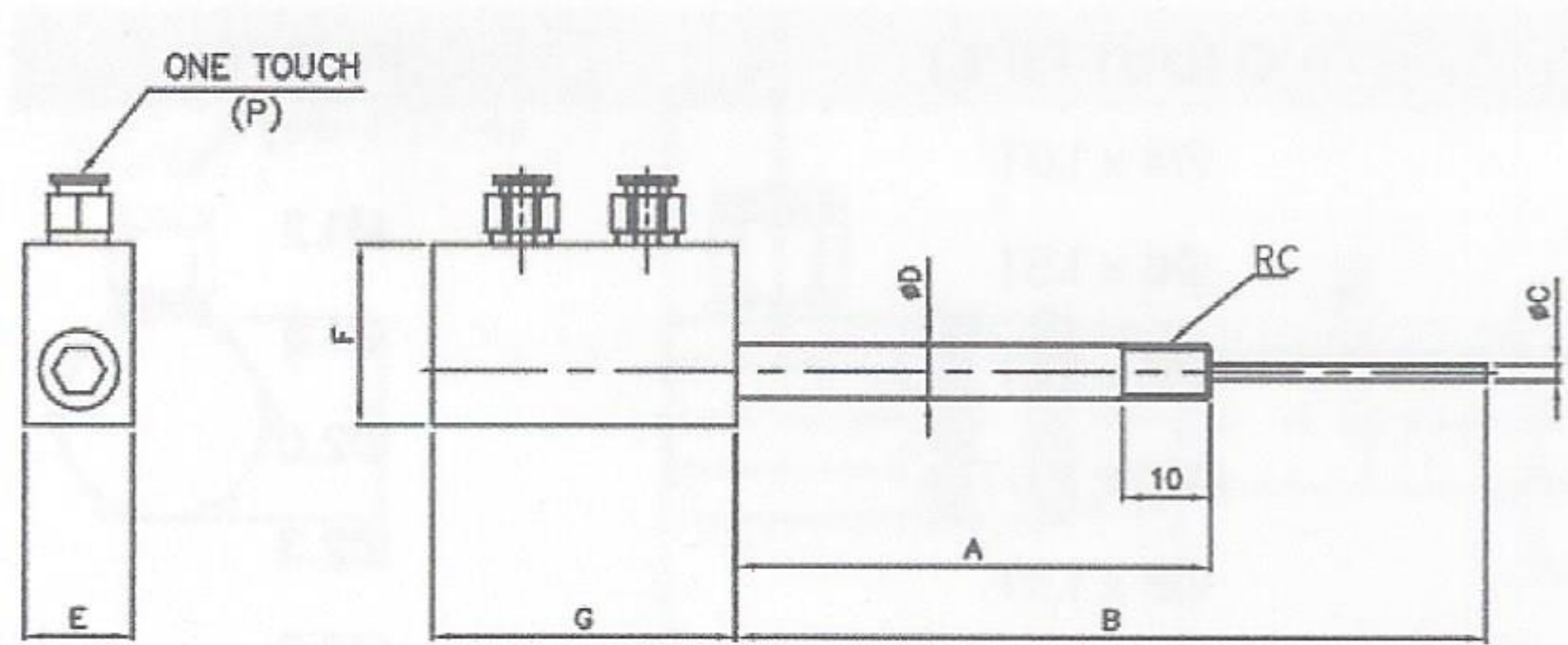


SPECIFICATION






PRODUCT DRAWING



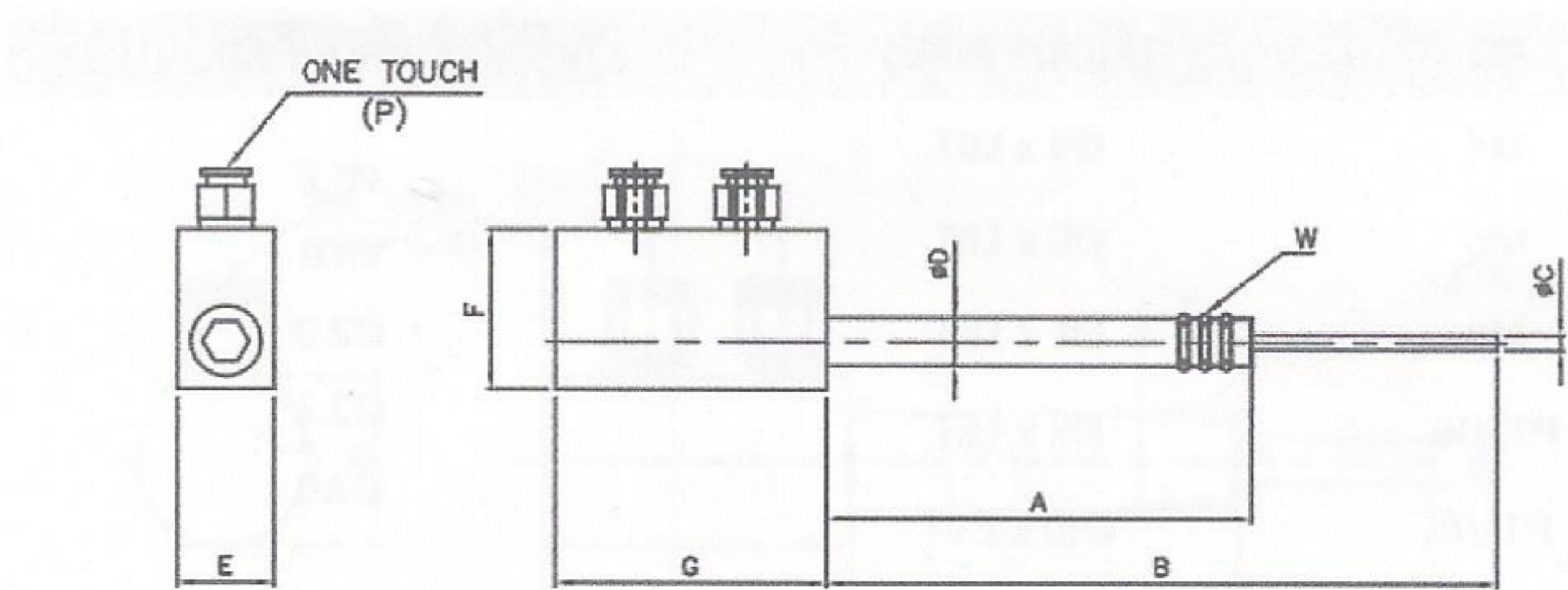
SPECIFICATION

K	RC	D (OUT PIPE)	E	F	G	C (IN PIPE)	P (ONE TOUCH)
1	M6	Ø6 x 1.5T	12	20	34	Ø1.2	Ø4-1/8
2	M8	Ø8 x 1.5T					
3	PT1/16	Ø8 x 1.5T					
4	M8	Ø8 x 1.5T	16	23	34	Ø1.8	Ø6-1/8
5	M10	Ø10 x 2.0T				Ø2.0	
6	PT1/8	Ø10 x 2.0T				Ø2.3	
7	M6	Ø6 x 1.5T	12	20	40	Ø3.0	Ø8-1/8
8	M8	Ø8 x 1.5T				Ø4.0	
9	PT1/8	Ø8 x 1.5T					
10	M8	Ø8 x 1.5T					

- Order Code : WJ - JRC - K - A - B - C - P
- Order Example : WJ - JRC - 1 - 100 - 150 - 1.2 - Ø4



PRODUCT DRAWING




SPECIFICATION

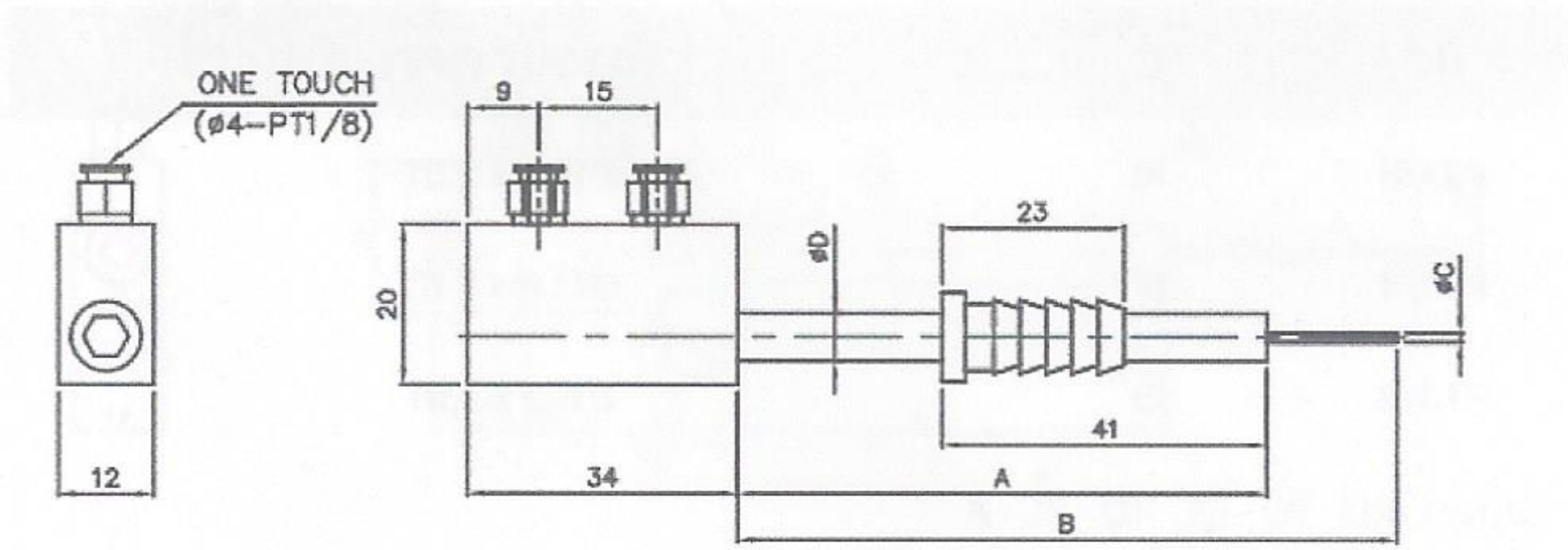
K	D (OUT PIPE)	E	F	G	W (O-RING)	C (IN PIPE)	P (ONE TOUCH)
1	Ø6 x 1.5T	12	20	34	S4	Ø1.2	Ø4-1/8
2	Ø8 x 1.5T				S6	Ø1.8	
3	Ø8 x 1.5T				S6	Ø2.0	
4	Ø10.5 x 2.0T	16	23	34	P8	Ø2.3	Ø6-1/8
5	Ø6 x 1.5T	12	20	40	S4	Ø3.0	
6	Ø8 x 1.5T				S6	Ø4.0	
7	Ø8 x 1.5T				S6		Ø8-1/8
8	Ø10.5 x 2.0T	16	23	40	P8		

- Order Code : WJ - JRO - K - A - B - C - P
- Order Example : WJ - JRO - 1 - 100 - 150 - 1.2 - Ø4

WJ-PA Cooler Packing



PRODUCT DRAWING




SPECIFICATION

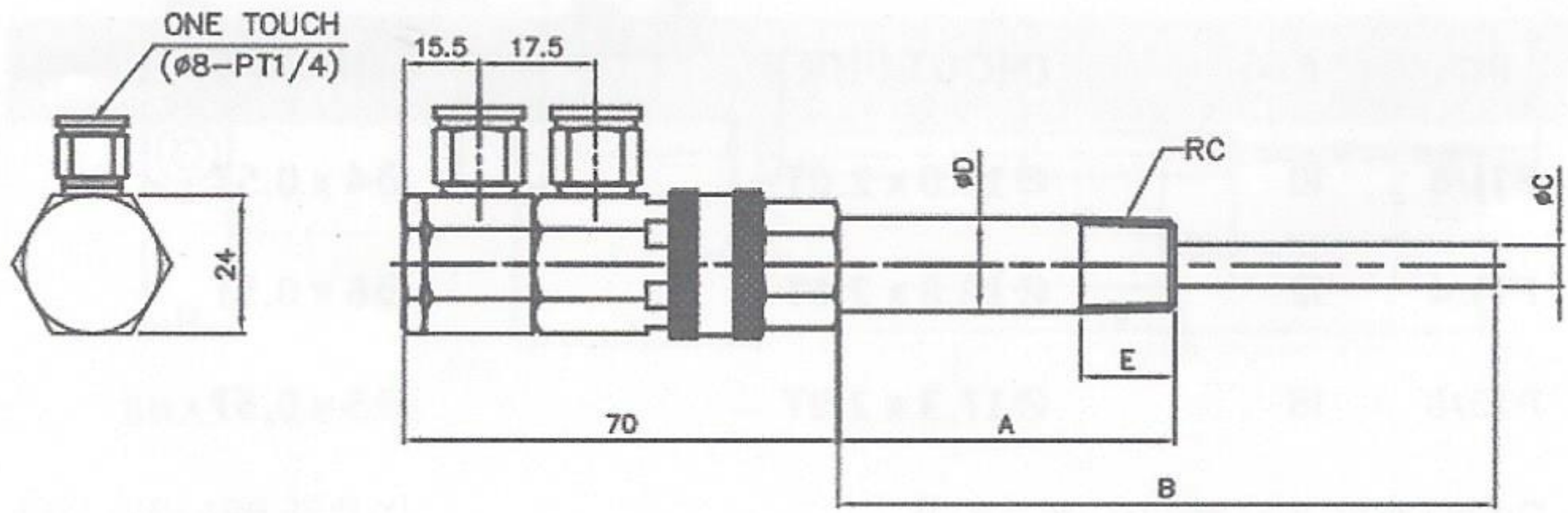
D (OUT PIPE)	C (IN PIPE)
Ø6 x 1.5T	Ø1.2 / Ø1.8 / Ø2.0

- Order Code : WJ - PA - A - B - C
- Order Example : WJ - PA - 100 - 150 - 1.8

WJ-QC-01 Cooler Screw (Quick Coupling)



PRODUCT DRAWING




SPECIFICATION

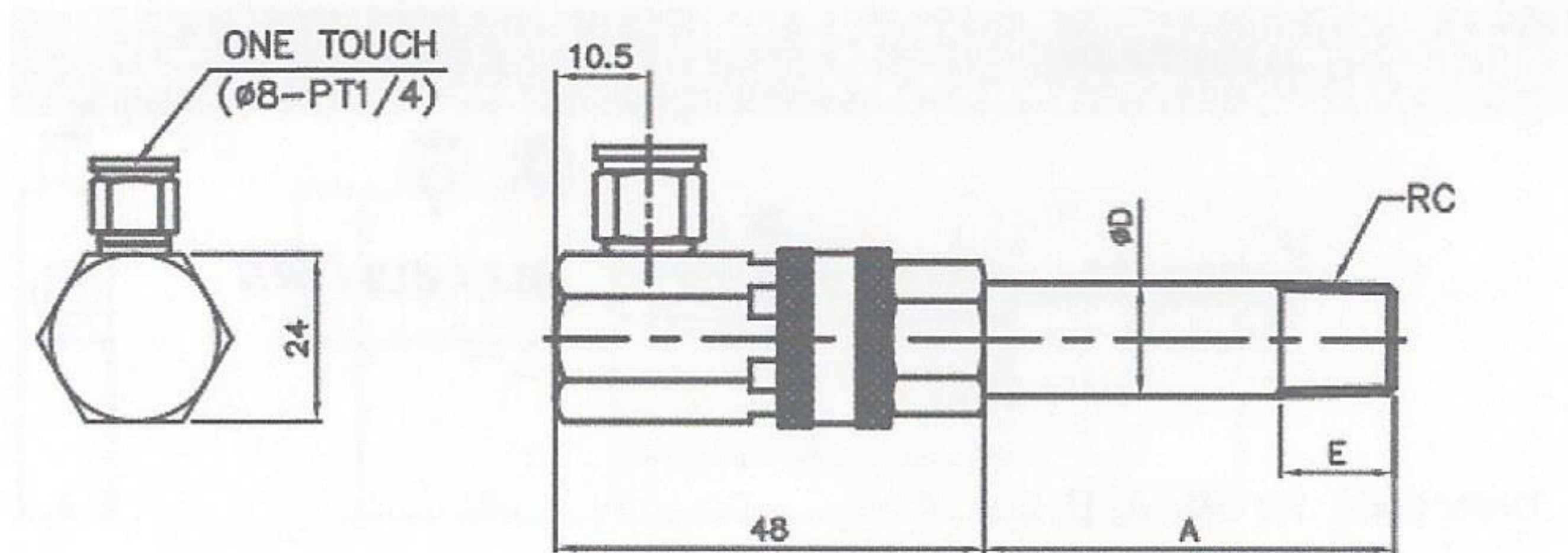
RC	E	D (OUT PIPE)	C (IN PIPE)
PT1/8	10	Ø10.0 x 2.0T	Ø4 x 0.5T
PT1/4	12	Ø13.8 x 2.6T	Ø6 x 0.5T
PT3/8	15	Ø17.3 x 2.9T	Ø8 x 0.5T

- Order Code : WJ - QC - 01 - RC - A - B
- Order Example : WJ - QC - 01 - 3/8 - 100 - 150

WJ-QC-02 Cooler Screw (Quick Coupling)



PRODUCT DRAWING




SPECIFICATION

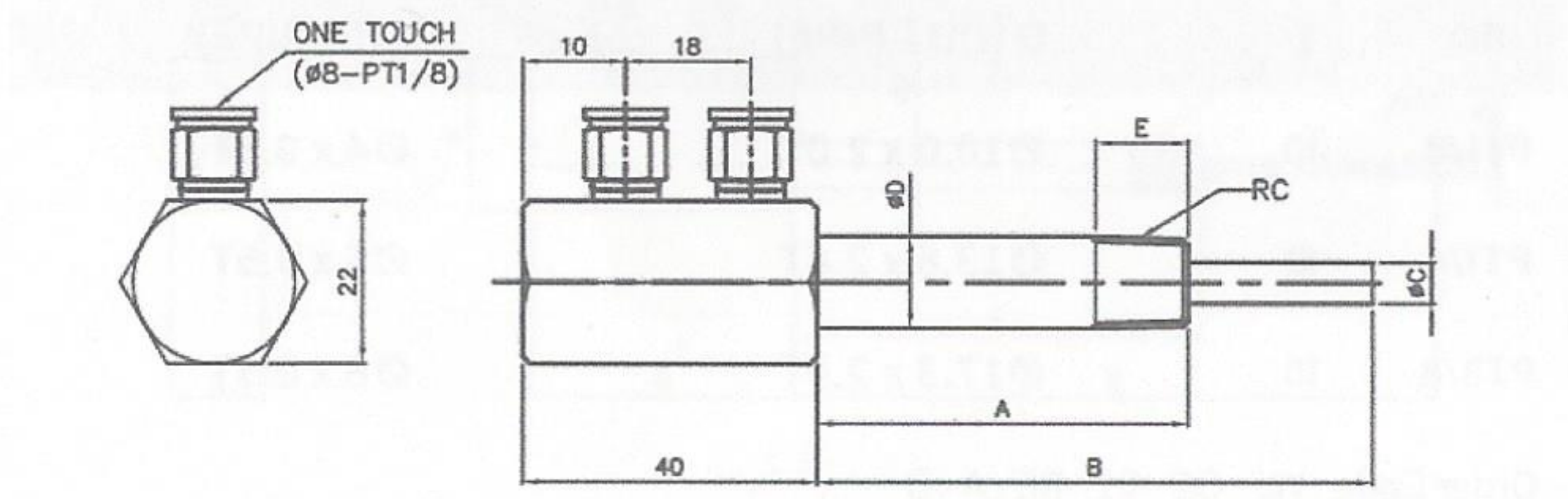
RC	E	D (OUT PIPE)
PT1/8	10	Ø10.0 x 2.0T
PT1/4	12	Ø13.8 x 2.6T
PT3/8	15	Ø17.3 x 2.9T

- Order Code : WJ - QC - 02 - RC - A
- Order Example : WJ - QC - 02 - 3/8 - 100

WJ-RC-01 Cooler Screw IN PIPE BRAZING TYPE



PRODUCT DRAWING




SPECIFICATION

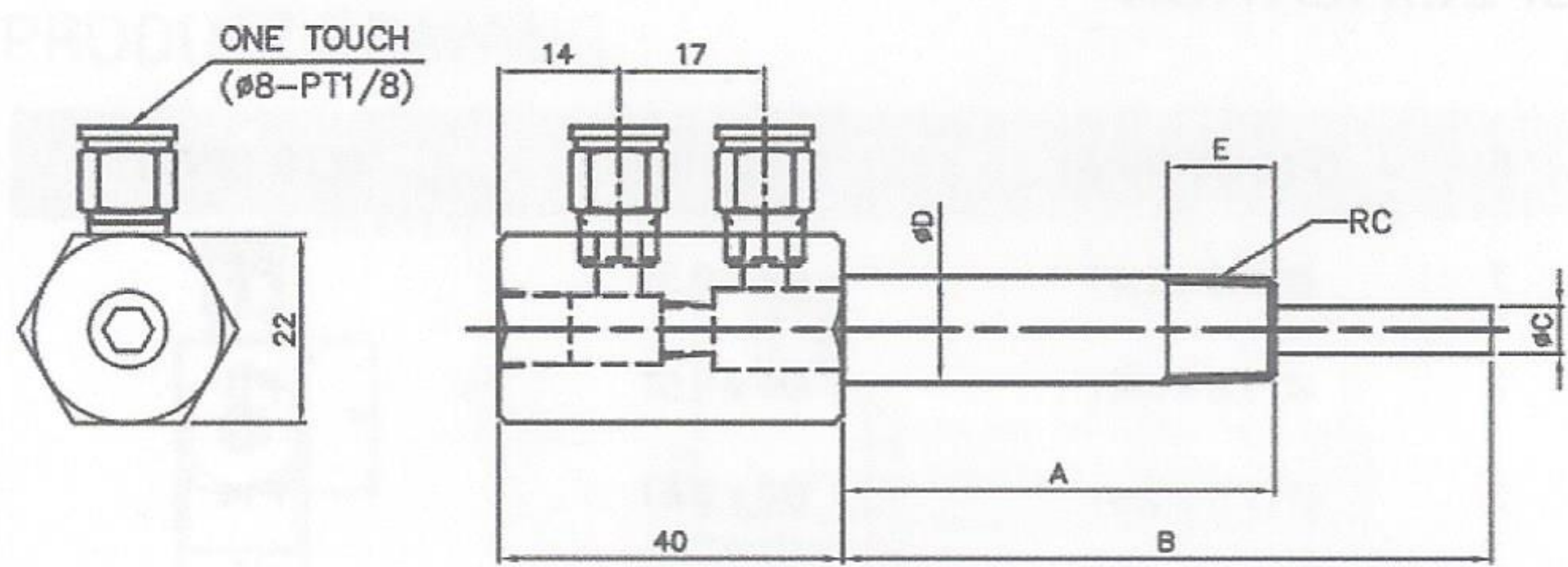
RC	E	D (OUT PIPE)	C (IN PIPE)
PT1/8	10	Ø10.0 x 2.0T	Ø4 x 0.5T
PT1/4	12	Ø13.8 x 2.6T	Ø6 x 0.5T
PT3/8	15	Ø17.3 x 2.9T	Ø5 x 0.5T

- Order Code : WJ - RC - 01 - RC - A - B
- Order Example : WJ - RC - 01 - 3/8 - 100 - 150

WJ-RC-02 Cooler Screw



PRODUCT DRAWING




SPECIFICATION

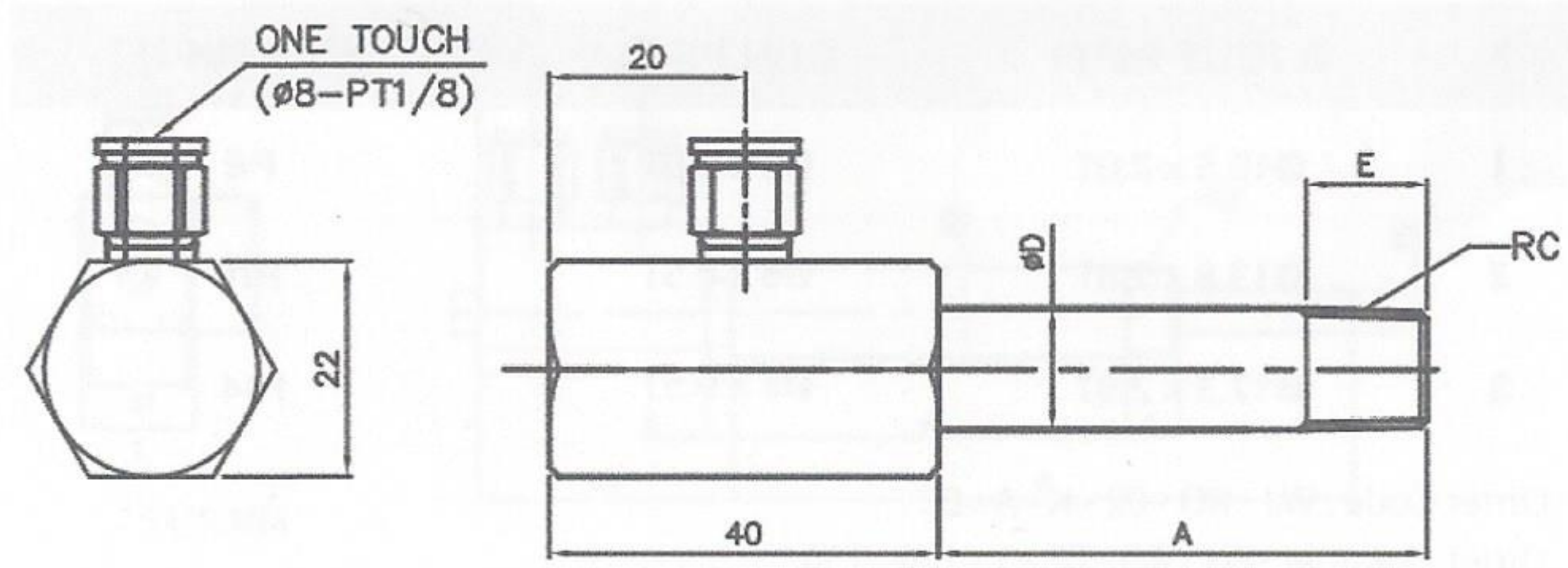
RC	E	D (OUT PIPE)	C (IN PIPE)
PT1/8	10	Ø10.0 x 2.0T	Ø4 x 0.5T
PT1/4	12	Ø13.8 x 2.6T	Ø6 x 0.5T
PT3/8	15	Ø17.3 x 2.9T	Ø8 x 0.5T

- Order Code : WJ - RC - 02 - RC - A - B
- Order Example : WJ - RC - 02 - 3/8 - 100 - 150

WJ-RC-03 Cooler Screw



PRODUCT DRAWING




SPECIFICATION

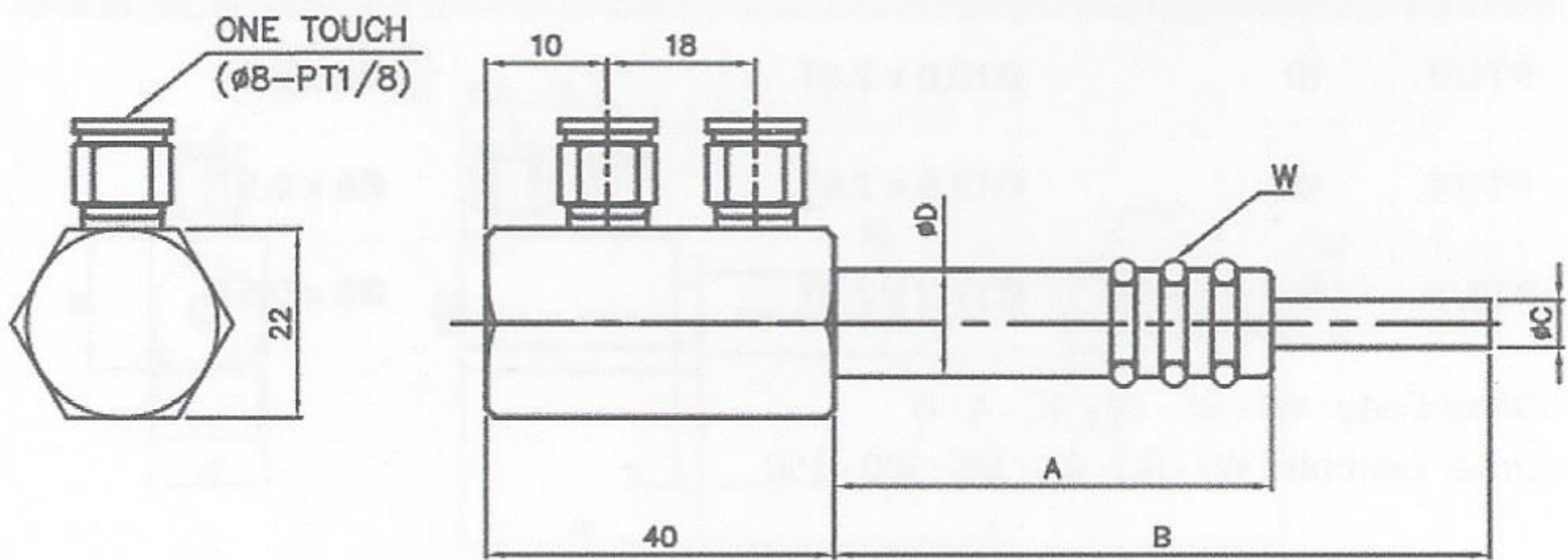
RC	E	D (OUT PIPE)
PT1/8	10	Ø10.0 x 2.0T
PT1/4	12	Ø13.8 x 2.6T
PT3/8	15	Ø17.3 x 2.9T

- Order Code : WJ - RC - 03 - RC - A
- Order Example : WJ - RC - 03 - 3/8 - 100

WJ-RO-01 Cooler O-Ring IN PIPE BRAZING TYPE



PRODUCT DRAWING




SPECIFICATION

K	D (OUT PIPE)	C (IN PIPE)	W (O-RING)
1	Ø10.5 x 2.0T	Ø4 x 0.5T	P8
2	Ø13.8 x 2.6T	Ø6 x 0.5T	P11
3	Ø17.3 x 2.9T	Ø8 x 0.5T	P14

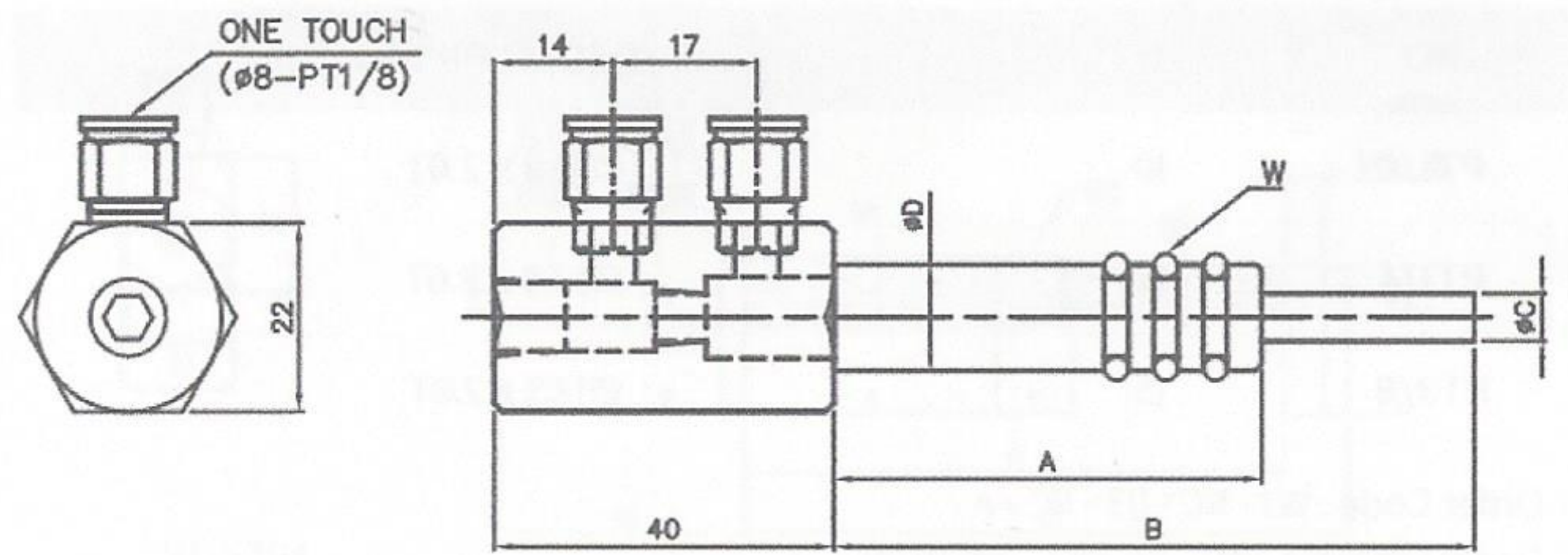
- Order Code : WJ - RO - 01 - K - A - B
- Order Example : WJ - RO - 01 - 1 - 100 - 150

IN PIPE BRAZING TYPE

WJ-RO-02 Cooler O-Ring



PRODUCT DRAWING




SPECIFICATION

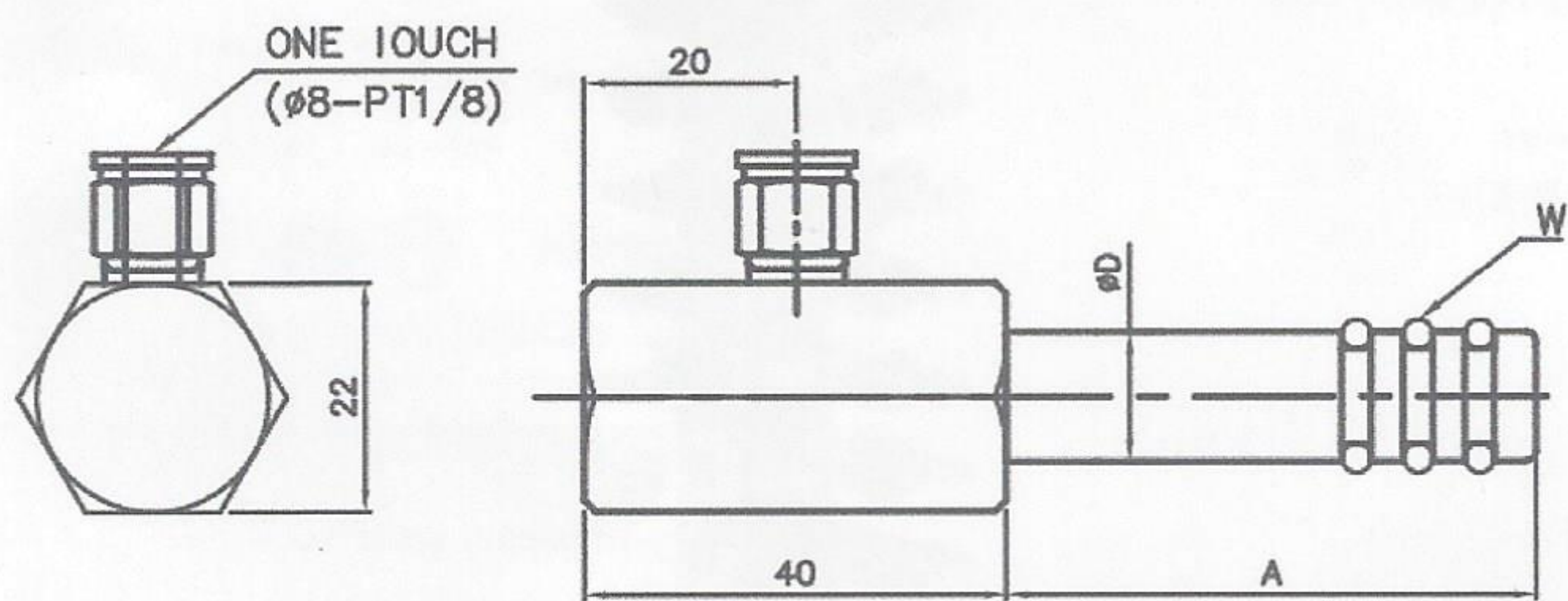
K	D (OUT PIPE)	C (IN PIPE)	W (O-RING)
1	Ø10.5 x 2.0T	Ø4 x 0.5T	P8
2	Ø13.8 x 2.6T	Ø6 x 0.5T	P11
3	Ø17.3 x 2.9T	Ø8 x 0.5T	P14

- Order Code : WJ - RO - 02 - K - A - B
- Order Example : WJ - RO - 02 - 1 - 100 - 150

WJ-RO-03 Cooler O-Ring



PRODUCT DRAWING




SPECIFICATION

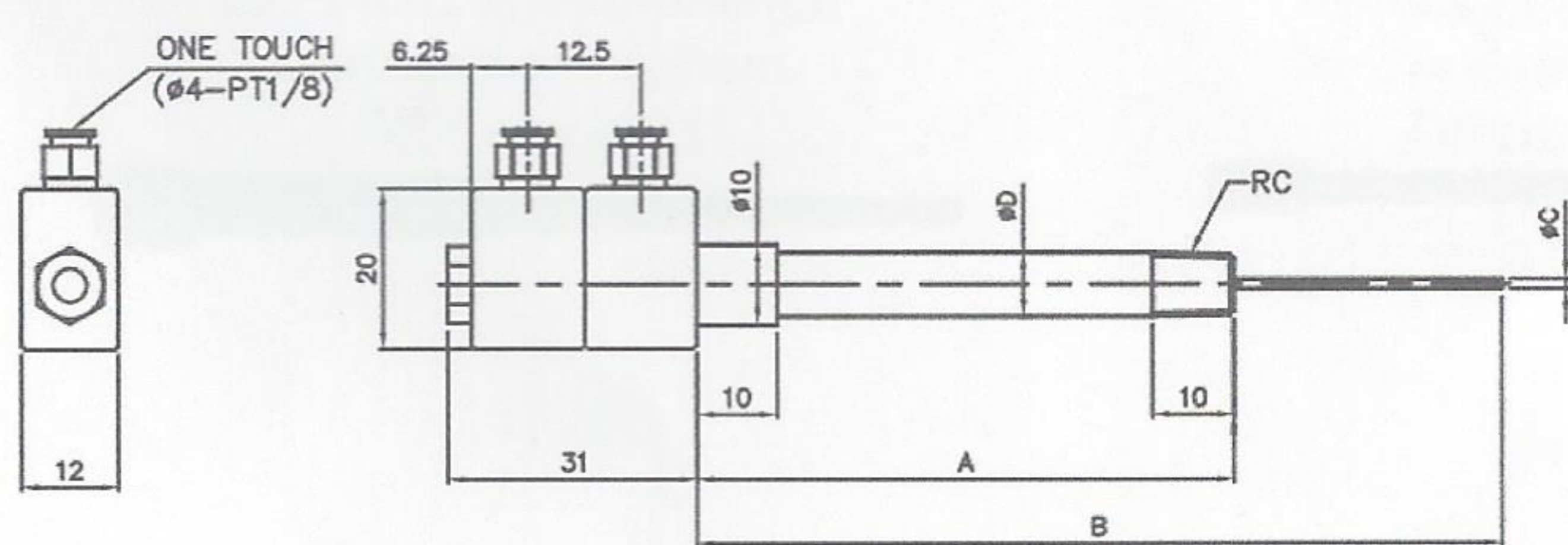
K	D (OUT PIPE)	W (O-RING)
1	Ø10.5 x 2.0T	P8
2	Ø13.8 x 2.6T	P11
3	Ø17.3 x 2.9T	P14

- Order Code : WJ - RO - 03 - K - A
- Order Example : WJ - RO - 03 - 1 - 100

WJ-TDRC Cooler Screw (Rotating Head)



PRODUCT DRAWING



SPECIFICATION

RC	D (OUT PIPE)	C (IN PIPE)
M4	Ø4 x 1.0T	Ø1.2
M6	Ø6 x 1.5T	Ø1.8
M8	Ø8 x 1.5T	Ø2.0
PT1/16	Ø8 x 1.5T	Ø2.3
PT1/8	Ø10 x 2.0T	Ø3.0


- Order Code : WJ - TDRC - RC - A - B - C
- Order Example : WJ - TDRC - M4 - 100 - 150 - 1.2

Die-Casting Parts


Manifold #1 Manifold



Manifold #2 Manifold




Manifold #3 Manifold




Manifold #4 Manifold




Core Pin #1 Core Pin



Core Pin #2 Core Pin



Core Pin #3 Core Pin




Insert #1 Insert



Insert #2 Insert



Insert #3 Insert



Insert #4 Insert



Plunger Sleeve #1 Sleeve



Plunger Sleeve #2 Plunger Sleeve



Plunger Sleeve #3 Sleeve



G/F Valve #1 G/F Valve



Special Brazing


Special Brazing #1 Special Brazing



Special Brazing #2 Special Brazing




Special Brazing #3 Special Brazing




Special Brazing #4 Special Brazing



Special Brazing #5 Special Brazing



Special Brazing #6 Special Brazing



Special Brazing #7 Special Brazing



Special Brazing #8 Special Brazing



Special Brazing #9 Special Brazing



Special Brazing #10 Special Brazing



www.wjind.com

WONJIN INDUSTRY CO.



Add 982, Nakdong-daero, Sasang-gu, Busan, Republic of Korea
Tel +82. 51. 327. 5988 **Fax** +82. 51. 327. 5987